

## RUN-tech / X-tech series

Nitrogen gas springs for dies / Cilindri all'azoto per stampi



## SMLX



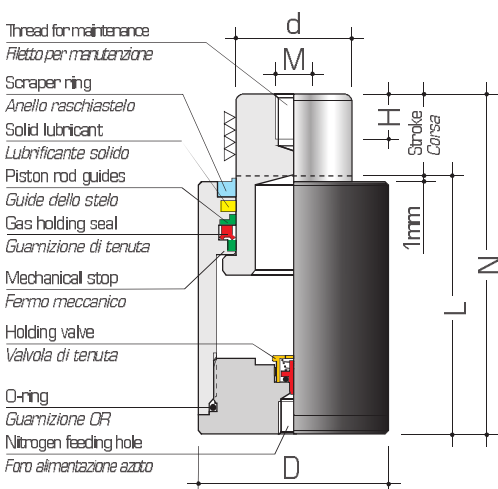
**THE SHORTEST AND MOST POWERFUL SINCE 2001:** extremely compact with minimum height clearance and with forces up to 3 times the ones of the corresponding ISO 11901 standard gas springs.  
**FOR THE DIE-MAKER:** nitrogen gas springs with reduced diameters and reduced lengths allow to manufacture more compact press-dies, cutting in drastic way all your costs.  
**FOR THE DIE-USER:** nitrogen gas springs with long durability allow the drastic cutting of the costs generated by press-die maintenance and production stops.  
**SELF-LUBRICATED:** by activated solid lubricant (patent pending).  
**PROTECTED AGAINST CONTAMINANTS:** by rod scraper.

**IL PIU' BASSO E PIU' POTENTE DAL 2001:** estremamente compatti con minimo ingombro in altezza e forza fino a 3 volte quella dei corrispondenti standard ISO 11901.  
**PER LO STAMPISTA:** cilindri con diametri ed altezza minori permettono la realizzazione di stampi più compatti, riducendo notevolmente tutti i vostri costi.  
**PER L'UTILIZZATORE:** cilindri con lunga durata permettono la drastica riduzione dei costi di manutenzione sugli stampi e dei fermi macchina.  
**AUTOLUBRIFICATI:** per milioni di cicli con lubrificante solido energizzato (in corso di brevetto).  
**PROTETTI DA CONTAMINANTI:** con raschiastelo di protezione.

### TECHNICAL NOTES

### NOTE TECNICHE

#### SMLX



#### Important use instructions on pages 10 & 11

For accessories and other mountings, see the 'Accessories for nitrogen gas springs' catalogue.

Different work strokes on request.

The SML model is replaceable with the SMLX model.

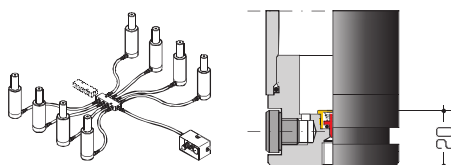
#### Importanti istruzioni d'uso alle pagine 10 e 11

Per accessori e altri montaggi, consultare il catalogo 'Accessori per cilindri all'azoto'.

Corse di lavoro diverse a richiesta.

Il modello SML è sostituibile con il modello SMLX.

#### Special version



#### SPECIAL VERSION

Special cap with groove and G1/8 side hole, linkable to open system, from  $\varnothing$  50 mm.

» **L and N dimensions: + 20 mm**

» Add an **-S** to order them

Example: no. 8 pcs SMLX50-50-S

#### VERSIONE SPECIALE




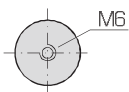
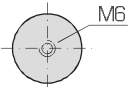
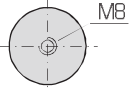
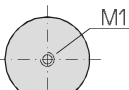
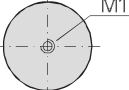
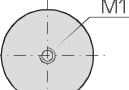
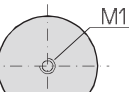
Da  $\varnothing$  50 mm tappo speciale con scanalatura e foro laterale G1/8, per collegamento a sistema.

» **Quote L e N: + 20 mm**

» Per ordinarli, aggiungere una **-S**

Esempio: n° 8 SMLX50-50-S



MODEL MODELLO	MAX STROKE mm CORSIA MAX mm	L mm	N mm	D mm	d mm	M	H mm	 bar	 daN	 daN	GAS SPRING BASE BASE DEL CILINDRO
SMLX25-05 ●	5	35	40	25	14	M6	8	195	300	600	
10	10	40	50								
15	15	45	60								
25	25	55	80								
38	38	68	106								
50	50	80	130								
80	80	110	190								
SMLX32-05 ●	5	35	40	32	18	M6	8	196	500	1000	
10 ●	10	40	50								
15	15	45	60								
25	25	55	80								
38	38	68	106								
50	50	80	130								
80	80	110	190								
SMLX38-05 ●	5	35	40	38	22	M6	8	197	750	1500	
10 ●	10	40	50								
15	15	45	60								
25	25	55	80								
38	38	68	106								
50	50	80	130								
80	80	110	190								
SMLX50-05 ●	5	40	45	50	30	M8	12	212	1500	3000	
10	10	45	55								
15	15	50	65								
25	25	60	85								
38	38	73	111								
50	50	85	135								
80	80	120	200								
SMLX63-05 ●	5	40	45	63	40	M8	12	159	2000	4000	
10 ●	10	45	55								
15	15	50	65								
25	25	60	85								
38	38	73	111								
50	50	85	135								
80	80	120	200								
SMLX75-05 ●	5	45	50	75	45	M8	12	189	3000	6000	
10	10	50	60								
15	15	55	70								
25	25	65	90								
38	38	77	115								
50	50	90	140								
80	80	125	205								
SMLX95-05 ●	5	55	60	95	58	M8	12	189	5000	10000	
10	10	60	70								
15	15	65	80								
25	25	75	100								
38	38	88	126								
50	50	100	150								
80	80	130	210								
100	100	150	250								

● The piston rods don't have the threaded hole / Gli steli non hanno il foro filettato