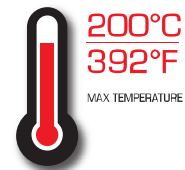




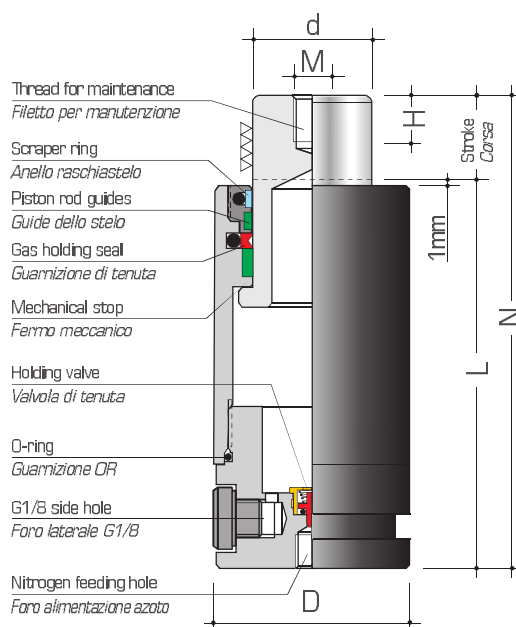
CHT



CHT series has been developed to work up to 200°C (392°F), for the most demanding high temperature applications.

La serie CHT è stata sviluppata per lavorare fino a 200°C (392°F), per le più critiche applicazioni ad alta temperatura.

CHT



TECHNICAL NOTES

Important use instructions on pages 10 & 11

Different work strokes on request.

For accessories and other mountings, see the 'Accessories for nitrogen gas springs' catalogue.

How to order

IMPORTANT: it is necessary to contact our technical department in order to make sure that CHT gas springs are ok for the required application. Bordignon technical department will send you a dedicated form to be filled with the application data.

NOTE TECNICHE

Importanti istruzioni d'uso alle pagine 10-11








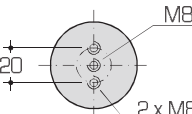
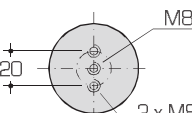
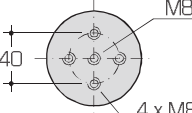
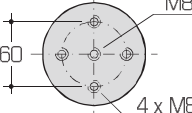
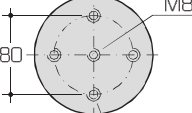
Corse di lavoro diverse a richiesta.

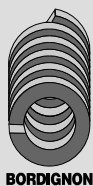
Per accessori e altri montaggi, consultare il catalogo 'Accessori per cilindri all'azoto'.

Esempio d'ordine

IMPORTANTE: è necessario contattare il nostro ufficio tecnico per assicurarsi che i cilindri CHT siano adatti per l'applicazione richiesta. Il reparto tecnico Bordignon vi invierà un apposito modulo da compilare con i dati dell'applicazione.



MODEL MODELLO	MAX STROKE mm CORSIA MAX mm	L mm	N mm	D mm	d mm	M	H mm	 bar	 daN	 daN	GAS SPRING BASE BASE DEL CILINDRO
CHT19-10	10	70	80	19	10	M5	7	128	100	160	
15	15	75	90								
25	25	85	110								
38	38	98	136								
50	50	110	160								
80	80	140	220								
CHT25-10	10	70	80	25	14	M6	8	129	200	320	
15	15	75	90								
25	25	85	110								
38	38	98	136								
50	50	110	160								
80	80	140	220								
125	125	185	310								
CHT32-10	10	60	70	32	18	M8	12	137	350	560	
15	15	65	80								
25	25	75	100								
38	38	88	126								
50	50	100	150								
80	80	130	210								
125	125	175	300								
160	160	210	370								
CHT38-10	10	65	75	38	22	M8	12	131	500	800	
15	15	70	85								
25	25	80	105								
38	38	93	131								
50	50	105	155								
80	80	140	220								
125	125	185	310								
160	160	220	380								
200	200	260	460								
CHT50-10	10	95	105	50	30	M8	12	141	1000	1600	
25	25	110	135								
38	38	123	161								
50	50	135	185								
63	63	148	211								
80	80	165	245								
100	100	195	295								
125	125	220	345								
160	160	255	415								
200	200	295	495								
250	250	345	595								
CHT63-10	10	95	105	63	36	M8	12	147	1500	2400	
25	25	110	135								
38	38	123	161								
50	50	135	185								
63	63	148	211								
80	80	165	245								
100	100	185	285								
125	125	220	345								
160	160	255	415								
200	200	295	495								
CHT75-10	10	105	115	75	45	M8	12	157	2500	4000	
25	25	120	145								
38	38	133	171								
50	50	145	195								
63	63	158	221								
80	80	175	255								
100	100	200	300								
125	125	225	350								
160	160	265	425								
200	200	310	510								
CHT95-25	25	130	155	95	58	M8	12	151	4000	6400	
38	38	143	181								
50	50	155	205								
63	63	168	231								
80	80	190	270								
100	100	210	310								
125	125	245	370								
CHT120-25	25	140	165	120	75	M8	12	147	6500	10400	
38	38	153	191								
50	50	165	215								
63	63	178	241								
80	80	195	275								



REQUEST FOR NITROGEN GAS SPRINGS FOR "HIGH TEMPERATURES"

Code: p175

Page: 1/1

Rev. 1

Date: _____



Model CHT



Model CSMHT

Gas spring type	Model	Nr. of pcs.
CHT	_____	_____
CSMHT	_____	_____

NOTES CONCERNING THE USE OF THIS NITROGEN GAS SPRING

Approx. operating temperature (°C): _____ Cycles/minute: _____

Actual operating stroke (mm): _____

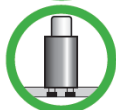
Required initial force (daN): _____

NOTE: We charge these nitrogen gas springs in order to have the required initial force (daN) at the operating temperature (°C), considering the internal pressure increase caused by the higher temperature. The initial force measured at room temperature (20°C) will be lower than the nominal one written on the gas spring label.

USE INSTRUCTIONS



The **CHT** and **CSMHT** series gas springs are not self-lubricated.
Lubricate the piston rod with grease with molybdenum disulfide (MoS₂).



Always fasten the nitrogen gas springs at the base to a flat and clean support surface with high resistance screws. For other fixing options, please see our 'Accessories for nitrogen gas springs for dies' catalogue.

Other: please see the complete use instructions on our 'Nitrogen gas springs for dies' catalogue.

DO NOT FILL IN THIS SECTION - FOR BORDIGNON ONLY

Approvazione utilizzo: SÌ NO _____

Tempo di consegna: _____

Approvazione finale: _____

Data: _____

Reseller's Signature: _____