

RUN-tech / X-tech series

Nitrogen gas springs for dies / Cilindri all'azoto per stampi



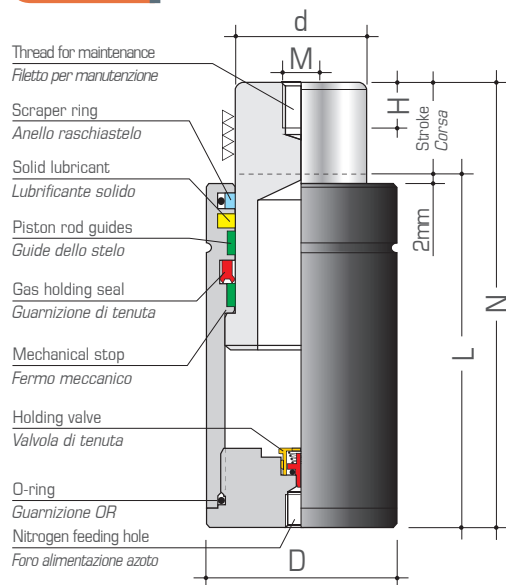
CSX



THE COMPACTPOWER: forces up to 4 times the ones of the corresponding ISO 11901 standard gas springs and up to 50% more than the corresponding gas springs of our series "C" and "CSM" (old models). Therefore you may **SAVE A LOT OF SPACE AND MONEY** by manufacturing more compact press-dies!
SELF-LUBRICATED: by activated solid lubricant (patent pending).
PROTECTED AGAINST CONTAMINANTS: by rod scraper.

I COMPATTOPOTENTI: a pari dimensioni hanno forza fino a 4 volte quella dei corrispondenti standard ISO 11901 e circa 50% in più dei corrispondenti della serie "C" e "CSM" (vecchi modelli). Pertanto consentono un RISPARMIO DI SPAZIO E COSTI costruendo stampi più compatti!
AUTOLUBRIFICATI: per milioni di cicli con lubrificante solido energizzato (in corso di brevetto).
PROTETTI DA CONTAMINANTI: con raschiastelo di protezione.

CSX



TECHNICAL NOTES

Important use instructions on pages 10 & 11

For accessories and other mountings, see the 'Accessories for nitrogen gas springs' catalogue.

Different work strokes on request (for example 125 mm stroke).

The CS model is replaceable with the CSX model.

NOTE TECNICHE

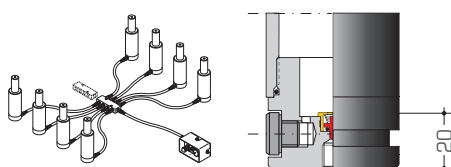
Importanti istruzioni d'uso alle pagine 10 e 11

Per accessori e altri montaggi, consultare il catalogo 'Accessori per cilindri all'azoto'.

Corse di lavoro diverse a richiesta (ad esempio corsa 125 mm).

Il modello CS è sostituibile con il modello CSX.

Special version



SPECIAL VERSION




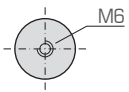
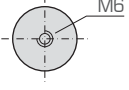
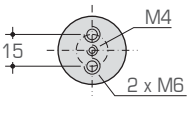
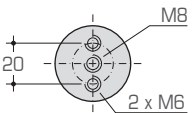
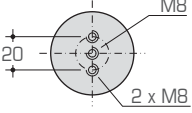
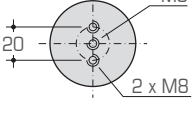
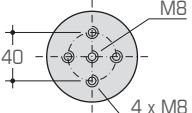
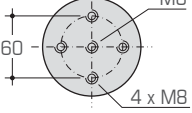
Special cap with groove and G1/8 side hole, linkable to open system, from \varnothing 50 mm.

- » **L and N dimensions: + 20 mm**
- » Add an **-S** to order them
- Example: no. 8 pcs CSX50-50-S

VERSIONE SPECIALE

Da \varnothing 50 mm tappo speciale con scanalatura e foro laterale G1/8, per collegamento a sistema.

- » **Quote L e N: + 20 mm**
- » Per ordinarli, aggiungere una **-S**
- Esempio: n° 8 CSX50-50-S

MODEL MODELLO	MAX STROKE mm CORSA MAX mm	L mm	N mm	D mm	d mm	M	H mm				GAS SPRING BASE BASE DEL CILINDRO
								bar	daN	daN	
CSX19-10	10	65	75	19	10	M5	7	191	150	240	
15	15	70	85								
25	25	80	105								
38	38	97	135								
50	50	110	160								
63	63	127	190								
80	80	140	220								
CSX25-10	10	65	75	25	14	M6	8	195	300	480	
15	15	70	85								
25	25	80	105								
38	38	97	135								
50	50	110	160								
63	63	127	190								
80	80	145	225								
CSX32-10	10	65	75	32	18	M8	12	197	500	800	
15	15	70	85								
25	25	80	105								
38	38	97	135								
50	50	110	160								
63	63	132	195								
80	80	150	230								
CSX38-10	10	65	75	38	25	M8	12	205	1000	1600	
15	15	70	85								
25	25	80	105								
38	38	97	135								
50	50	110	160								
63	63	142	205								
80	80	160	240								
CSX50-10	10	80	90	50	35	M8	12	209	2000	3200	
15	15	100	115								
25	25	110	135								
38	38	127	165								
50	50	140	190								
63	63	157	220								
80	80	175	255								
CSX63-10	10	85	95	63	45	M8	12	189	3000	4800	
15	15	100	115								
25	25	110	135								
38	38	127	165								
50	50	140	190								
63	63	157	220								
80	80	175	255								
CSX75-10	10	90	100	75	58	M8	12	190	5000	8000	
15	15	110	125								
25	25	120	145								
38	38	137	175								
50	50	150	200								
63	63	177	240								
80	80	195	275								
CSX95-10	10	100	110	95	75	M8	12	182	8000	12800	
15	15	120	135								
25	25	130	155								
38	38	147	185								
50	50	165	215								
63	63	192	255								
80	80	210	290								