

# Standard series

Nitrogen gas springs for dies / Cilindri all'azoto per stampi

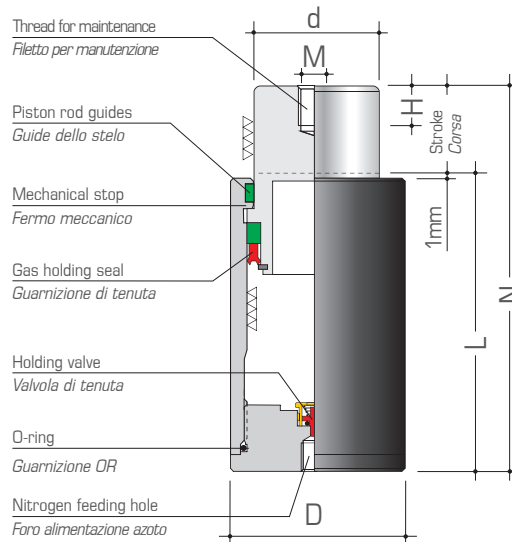


## TOP

The gas holding seal of the TOP series gas springs works on the body. Therefore, up to  $\varnothing 32$  mm, these gas springs offer maximum force. The TOP gas springs need protection against contaminants and need lubrication.

*I cilindri della serie TOP hanno tenuta sulla camera e quindi, fino al  $\varnothing 32$  mm, forniscono massima forza. I cilindri TOP devono essere protetti da contaminanti, non potendo essere dotati di raschiastelo di protezione, e devono essere lubrificati.*

### TOP 25/120



#### TECHNICAL NOTES

#### NOTE TECNICHE

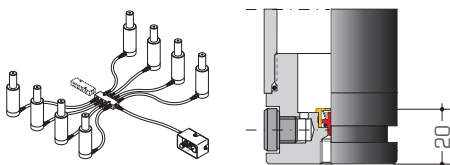
#### Important use instructions on pages 10 & 11

#### Importanti istruzioni d'uso alle pagine 10 e 11

For accessories and other mountings, see the 'Accessories for nitrogen gas springs' catalogue.

*Per accessori e altri montaggi, consultare il catalogo 'Accessori per cilindri all'azoto'.*

#### Special version



#### SPECIAL VERSION

#### VERSIONE SPECIALE

Special cap with groove and G1/8 side hole, linkable to open system, from  $\varnothing 50$  mm.

*Da  $\varnothing 50$  mm tappo speciale con scanalatura e foro laterale G1/8, per collegamento a sistema.*

» **L and N dimensions: + 20 mm**

» **Quote L e N: + 20 mm**




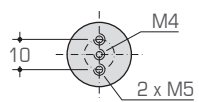
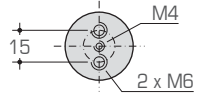
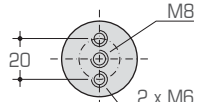
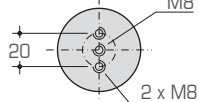
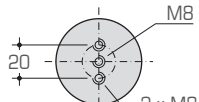
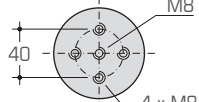
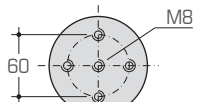
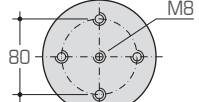
» Add an **-S** to order them

» Per ordinarli, aggiungere una **-S**

Example: no. 8 pcs TOP50-50-S

Esempio: n° 8 TOP50-50-S



MODEL MODELLO	MAX STROKE mm CORSA MAX mm	L mm	N mm	D mm	d mm	M	H mm	 bar	 daN	 daN	GAS SPRING BASE BASE DEL CILINDRO
TOP25-10	10	65	75	25	16	M8	12	157	400	640	
15	15	75	90								
25	25	95	120								
50	50	145	195								
TOP32-10	10	65	75	32	20	M8	12	154	700	1120	
15	15	75	90								
25	25	95	120								
50	50	145	195								
TOP38-10	10	65	75	38	24	M8	12	162	1000	1600	
15	15	75	90								
25	25	95	120								
50	50	145	195								
TOP50-10	10	70	80	50	36	M8	12	159	2000	3200	
15	15	80	95								
25	25	100	125								
50	50	150	200								
TOP63-10	10	75	85	63	46	M8	12	153	3000	4800	
15	15	85	100								
25	25	105	130								
50	50	155	205								
TOP75-10	10	75	85	75	56	M8	12	142	4000	6400	
15	15	85	100								
25	25	105	130								
50	50	155	205								
TOP95-10	10	80	90	95	70	M8	12	154	7000	11200	
15	15	90	105								
25	25	110	135								
50	50	160	210								
TOP120-10	10	90	100	120	90	M8	12	141	10000	16000	
15	15	100	115								
25	25	120	145								
50	50	170	220								

# Standard series

Nitrogen gas springs for dies / Cilindri all'azoto per stampi



## TOP

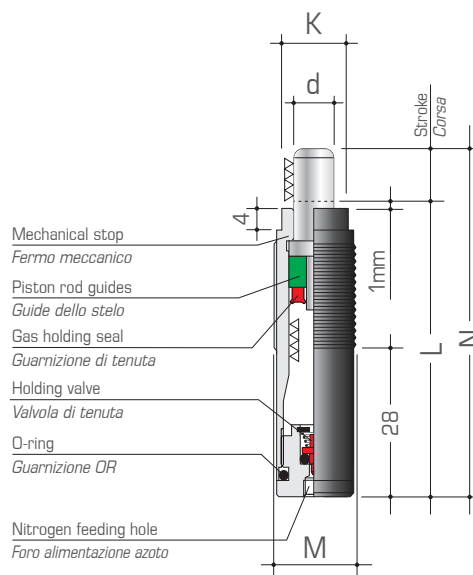
The gas holding seal of the TOP series threaded-body gas springs works on the body. Therefore these gas springs offer maximum force at any given diameter. The TOP gas springs need protection against contaminants and need lubrication.

*I cilindri della serie TOP con corpo filettato hanno tenuta sulla camera, e quindi forniscono massima forza per ogni diametro. I cilindri TOP devono essere protetti da contaminanti, non potendo essere dotati di raschiastelo di protezione, e devono essere lubrificati.*

**Important use instructions on pages 10 & 11**

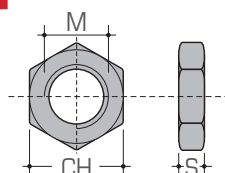
**Importanti istruzioni d'uso alle pagine 10-11**

TOP 12/20



MODEL MODELLO	MAX STROKE mm CORSIA MAX mm	L mm	N mm	M	d mm	K mm				GAS SPRING BASE BASE DEL CILINDRO
							bar	daN	daN	
TOP12-10	10	55	65	M12 x 1.25	5	9	150	50	80	
15	15	65	80							
TOP14-10	10	55	65	M14 x 1.5	6	11	150	75	120	
15	15	65	80							
TOP16-10	10	55	65	M16 x 1.5	8	13	127	100	160	
15	15	65	80							
TOP20-10	10	55	65	M20 x 1.5	10	17	151	200	320	
15	15	65	80							

Fastening nuts / Dadi di fissaggio



MODEL MODELLO	M	S mm	CH mm
TOP-D-12	M12 x 1.25	7	19
14	M14 x 1.5	8	22
16	M16 x 1.5	8	24
20	M20 x 1.5	9	30